







The purpose of this document is to help each engraver get an idea as to how to engrave on Gravotech laserable materials.

The parameters are sorted by product range. Every material can have up to 3 different types of engraving process:

- Vector, for lightweight linear tracing
- Raster, for heavy marking
- Cutting

Some materials may not be engraved with a certain type of engraving process: if the specific type is not in the grid of the material, then it's most likely that we do not recommend this engraving method on the indicated material.

Metallics Laser	 Power	 Speed	 Passes	 Focus	Refocus	 Air	 Type	Dpi	Thickness	Comments
Gravolase™ Metallics	10%	100%	1	-	Before	no	Vector	500	-	
	40%	100%	1	-	Before	no	Raster	500	-	
	70%	40%	1	-	Before	yes	Cutting	500	0.5mm (.020")	
	100%	25%	1	-	Before	yes	Cutting	500	1.6mm (1/16")	
Metallex™	10%	100%	1	-	Before	no	Vector	500	-	
	40%	100%	1	-	Before	no	Raster	500	-	All Metallex™ material surfaces
Gravoxal™	30%	100%	1	-	Before	no	Vector	500	-	All Gravoxal™ material surfaces
	50%	100%	1	-	Before	no	Raster	500	-	All Gravoxal™ material surfaces
Laser-It™	24%	65%	1	-	Before	no	Vector	500	-	
	24%	100%	1	-	Before	no	Raster	500	-	
ProLase	25%	65%	1	-	Before	no	Vector	500	-	
	25%	100%	1	-	Before	no	Raster	500	-	
AlumaMark®	30%	50%	1	-	Before	no	Vector	500	-	
	30%	80%	1	-	Before	no	Raster	500	-	
DuraBlack®	20%	80%	1	-	Before	no	Raster	500	-	
Brass Plated Steel	25%	65%	1	-	Before	no	Vector	500	-	2 passes may be required for desirable results
	25%	100%	1	-	Before	no	Raster	500	-	2 passes may be required for desirable results

### TECH TIPS

**Floating Pin Table Cutting** - When using a floating pin table, place an aluminum plate under the strips to avoid laser reflection to prevent engraving under the material.

**Gravogrip™ Raster** - Use Gravogrip™ when engraving on thin materials as they can have uneven surfaces.

- Avoid using too much power when engraving to prevent damage to the Gravogrip™ plate.

Nb : in case of unexpected behavior during the engraving process, please refer to the machine's User Manual for troubleshooting.



800.387.7439  
plasticdressup.ca



**GRAVOTECH**  
EXPRESSION OF THINGS  
**DISTRIBUTOR**



800.387.3130  
engraversdepot.ca